

PRODUCT LINEUP: SPLIT

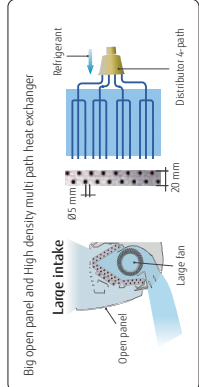
Wall Mounted Designer Range

High COP



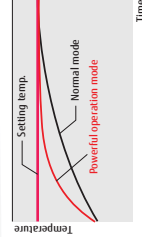
Thin & Slim design

Thin and slim design is realized by Ø5 mm heat exchanger and high efficiency wind blower.



Powerful operation

20 minutes continuous operation by maximum airflow and maximum compressor speed is possible. Rapid cooling and heating makes the room comfortable quickly.



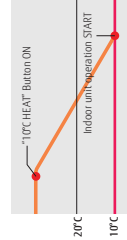
3 Mode timer (Weekly/Program/Sleep)

Weekly timer can be easily set by wireless remote controller. ON, OFF can be set up to 4 times in 1 day and up to 28 times in 1 week. For other modes, program timer and sleep timer can be also selected by one push.

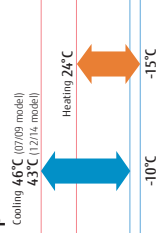


10°C HEAT Operation

The room temperature can be set to go no lower than 10°C, thus ensuring that the room does not get too cold when not occupied. *Only available with Wireless RC.



Low ambient operation



Model: ASYG07LUCA / ASYG09LUCA / ASYG12LUCA / ASYG14LUCA



Wireless R.C.



Specifications

Model No.	Indoor unit		Outdoor unit	
	ASYG07LUCA	ASYG09LUCA	ASYG12LUCA	ASYG14LUCA
Power Source	Single-phase, ~230V, 50Hz			
Capacity	2.0 (0.5-3.0)	3.5 (0.5-3.7)	3.3 (0.4-8.0)	4.2 (0.5-5.0)
Input Power	3.0 (0.5-4.0)	5.0 (0.5-5.0)	3.3 (0.5-5.0)	5.0 (0.5-5.0)
CoEER	0.45(0.74)	0.55(0.66)	0.90(0.93)	1.2(1.1)
CoEER	4.35	4.50	3.87	3.40
CoP	4.05	4.71	4.30	3.91
CoEHP	2.0(2.6)	2.5(2.8)	3.5(3.9)	4.2(4.8)
SEER	7.20	7.10	7.05	6.78
SCOP	4.02	4.10	4.00	4.00
Energy Efficiency Class	A++	A++	A++	A++
Max. Operating Current	6.0(7.5)	6.0(7.5)	6.5(9.0)	9.0(10.5)
Annual Energy Consumption	97	123	174	217
Moisture Removal	1.0	1.3	1.8	2.1
Sound Pressure Level	Indoor (Cooling)	HML/LD	38(33/31/21)	42(36/32/21)
	Indoor (Heating)	HML/LD	38(33/31/21)	43(37/32/21)
Sound Power Level	Outdoor (Cooling/Heating)	High	46(46)	49(48)
	Indoor (Cooling/Heating)	High	37(36)	39(38)
Airflow Rate	Indoor/Outdoor	High	68(67/20)	85(84/40)
	Indoor	High	28(28/0/185)	28(28/0/185)
Net Dimensions H x W x D	Indoor	mm	95 (121)	95 (121)
	Outdoor	mm	548(660)290	540(790)290
Weight	Indoor	kg(lbs)	23(51)	33(73)
	Outdoor	kg(lbs)	6.3(9.5)	6.3(9.5)
Connection Pipe Diameter (Liquid / Gas)	mm		13.8(15.8 to 16.7)	13.8(15.8 to 16.7)
Drain hose Diameter (I.D./O.D.)	mm		20 (15)	20 (15)
Max. Pipe Length (Pre-Change)	m		15	15
Max. Height Difference	°CDB		-10 to +6	-10 to +4.3
Operation Range	Cooling	-15 to 24		
	Heating	-15 to 24		
Refrigerant	Type (Global Warming Potential)	R410A (2.088)		
	Charge	0.70 (1.5)		

Optional parts

Wired Remote Controller: UT1-RNWM, UT1-RVWM
 Simple Remote Controller: UT1-RNWM
 Communication kit: UT1-TWBF1
 Wireless LAN Interface: UT1-FHXZ1

Dimensions

(Unit: mm)

