Medium Static Pressure Duct

Standard

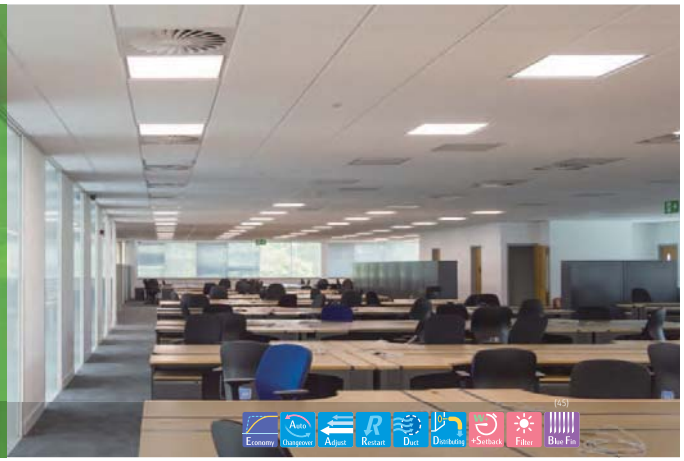

Single phase [30/36/45] [24]

ALL DC | i-PAM | V-PAM

[45]

Economy | Auto Changeover | Adjust | Restart | Duct | Distributing | +Setback | Filter | Blue Fin

Slim & Compact design

In the case of bottom return air connection, not only does the indoor unit design allow for installation in a narrow ceiling space of up to 270 mm, Further space savings have been achieved by mounting the control box internally inside the chassis.

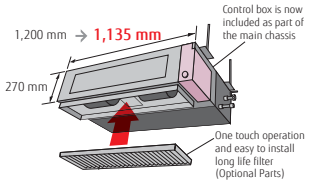

Two-direction drain piping

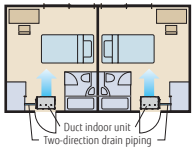

Easy maintenance

Structural improvement is attained by making the bottom panel two pieces, front and rear. The internal fan casing is also manufactured in two pieces, namely upper and lower. The maintenance of the motor and fan can be easily carried out by removing the rear panel and the lower part of the casing while leaving the main chassis installed.

See below for the case of rear suction type

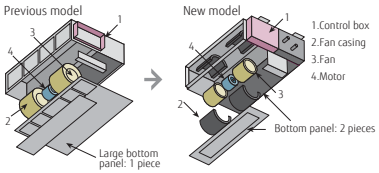

Low ambient operation

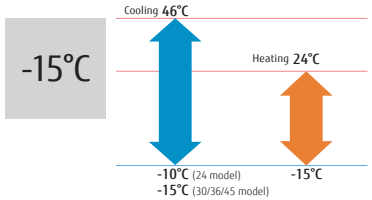

Model : ARYG24LMLA / ARYG30LMLE / ARYG36LMLE / ARYG45LMLA / ARYG36LMLA [3phase] / ARYG45LMLA [3phase]

Wired R.C.

For ARYG24LMLA | For ARYG30/36LMLE | For ARYG45LMLA (Single -phase) | For ARYG36/45LMLA

Specifications

Model No.	Indoor unit			ARYG24LMLA	ARYG30LMLE	ARYG36LMLE	ARYG45LMLA	ARYG45LMLA	ARYG36LMLA	ARYG45LMLA
	Outdoor unit			AOYG24LBCB	AOYG30LETL	AOYG36LETL	AOYG45LBTC	AOYG45LETL	AOYG36LATT	AOYG45LATT
Power Source				Single-phase, ~230V, 50Hz					3-phase, ~400V, 50Hz	
Capacity	Cooling		kW	6.8 (0.9-8.0)	8.5 (2.8-10.0)	9.4 (2.8-11.2)	12.1 (4.0-13.0)	12.1 (4.0-13.3)	10.0 (4.7-11.4)	12.5 (5.0-14.0)
	Heating			8.0 (0.9-9.1)	10.0 (2.7-11.2)	11.2 (2.7-12.7)	13.3 (4.2-15.2)	13.1 (4.2-15.5)	11.2 (5.0-14.0)	14.0 (5.4-16.2)
Input Power	Cooling/Heating		kW	2.21/2.26	2.65/2.68	2.96/3.10	4.29/3.84	3.77/3.68	2.84/2.87	3.89/3.88
EER	Cooling		W/W	3.08	3.21	3.18	2.82	3.21	3.52	3.21
COP	Heating			3.54	3.73	3.61	3.46	3.61	3.90	3.61
Pdesign	Cooling/Heating(-10°C)		kW	6.8/6.0	8.5/8.0	9.4/8.7	-	-	10.0/10.0	-
SEER	Cooling		W/W	5.60	5.90	5.70	-	-	5.80	-
SCOP	Heating			3.90	3.90	3.80	-	-	4.00	-
Energy Efficiency Class	Cooling			A++	A+	A+	-	-	A+	-
	Heating			A+	A	A	-	-	A+	-
Max. Operating Current	Cooling/Heating		A	14.7/15.7	17.0/17.0	18.5/20.0	23.5/23.5	21.0/21.0	8.5/8.5	9.5/9.5
Annual Energy Consumption	Cooling		kWh/a	384	504	576	-	-	603	-
	Heating			2098	2868	3202	-	-	3497	-
Moisture Removal			l/h	2.5	2.5	3.0	4.0	4.0	3.0	4.5
Sound Pressure Level	Indoor (Cooling)	H/M/L/Q	dB(A)	31/29/27/25	39/35/30/26	39/35/30/26	42/38/32/28	42/38/32/28	38/36/31/26	42/38/32/28
	Indoor (Heating)	H/M/L/Q		31/29/27/25	42/35/30/26	42/35/30/26	42/38/32/28	42/38/32/28	40/36/31/26	42/38/32/28
	Outdoor(Cooling/Heating)	High		53/54	53/55	54/55	58/58	55/55	51/53	54/54
Sound Power Level	Indoor(Cooling/Heating)	High		60/62	65/69	65/70	-	-	65/67	-
	Outdoor(Cooling/Heating)	High		66/66	68/69	69/70	-	-	67/69	-
Airflow Rate	Indoor / Outdoor	High	m^3/h	1100/2850	1900/3600	1900/3800	2100/4650	2100/6750	1800/6200	2100/6750
Static pressure range (Standard)			Pa	30 to 150 (35)	30 to 150 (47)	30 to 150 (47)	30 to 150 (60)	30 to 150 (60)	30 to 150 (47)	30 to 150 (60)
Net Dimensions H x W x D	Indoor		mm	270×1135×700	270×1135×700	270×1135×700	270×1135×700	270x1135x700	270×1135×700	270×1135×700
Weight			kg(lbs)	38 (84)	40 (88)	40 (88)	40 (88)	40 (88)	40 (88)	40 (88)
	Outdoor		mm	716×820×315	830×900×330	830×900×330	914×970×370	1290×900×330	1290×900×330	1290×900×330
			kg(lbs)	42 (-)	61 (134)	61 (134)	75 (165)	86 (190)	104 (229)	104 (229)
Connection Pipe Diameter (Liquid / Gas)			mm	6.35/15.88	9.52/15.88	9.52/15.88	9.52/15.88	9.52/15.88	9.52/15.88	9.52/15.88
Drain hose Diameter (I.D./O.D.)				35.7/38.1	35.7/38.1	35.7/38.1	35.7/38.1	35.7/38.1	35.7/38.1	35.7/38.1
Max Pipe Length (Pre-Charge)			m	30 (15)	50 (20)	50 (20)	50 (20)	50 (20)	75 (30)	75 (30)
Max Height Difference				20	30	30	30	30	30	30
Operation Range	Cooling		°CDB	-10 to 46	-15 to 46	-15 to 46	-15 to 46	-15 to 46	-15 to 46	-15 to 46
	Heating			-15 to 24	-15 to 24	-15 to 24	-15 to 24	-15 to 24	-15 to 24	-15 to 24
Refrigerant	Type (Global Warming Potential)			R410A (2,088)	R410A (2,088)	R410A (2,088)	R410A (2,088)	R410A (2,088)	R410A (2,088)	R410A (2,088)
	Charge		kg(CO2eq-T)	1.50 (3.1)	2.10 (4.4)	2.10 (4.4)	2.90 (6.1)	3.35 (7.0)	3.45 (7.2)	3.45 (7.2)

Optional parts

Wired Remote Controller:	UTY-RNNYM, UTY-RVNYM	Remote Sensor Unit:	UTY-XSZX
Simple Remote Controller:	UTY-RSNYM	Drain Pump Unit:	UTZ-PX1NBA
Flange (Round):	UTD-RF204	IR Receiver Kit:	UTY-LRHYM
Flange (Square):	UTD-SF045T	External connect kit:	UTD-ECS5A
Long Life Filter:	UTD-LF25NA	Wireless LAN Interface:	UTY-TFNXZ1

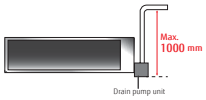

Dimensions

(Unit : mm)

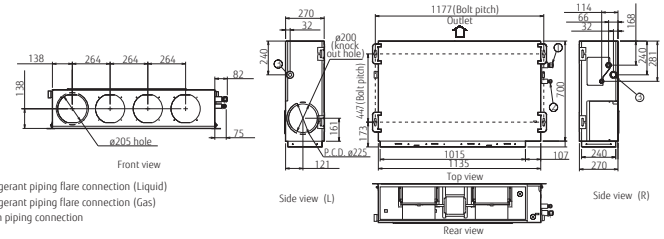

① Refrigerant piping flare connection (Liquid)
② Refrigerant piping flare connection (Gas)
③ Drain piping connection