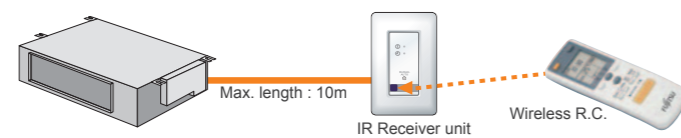


Compact Duct



Optional function for comfort

Optional parts

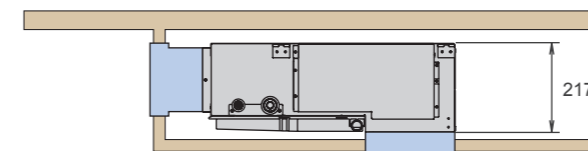


Specifications

Model No.	Indoor unit		ARY18UU
	Outdoor unit		
Power Source	V/Ø/Hz		230/1/50
Capacity	Cooling	kW	5.40
	Heating	kW	6.00
Input Power	Cooling/Heating		1.92/1.87
EER - Energy Class	Cooling	W/W	2.81-C
COP - Energy Class	Heating	W/W	3.21-C
Running Current	Cooling/Heating		8.8/8.7
Moisture Removal	l/h		1.6
Noise (Indoor)	Cooling	H/M/L	43/40/36
Noise (Outdoor)	Cooling		52
Airflow Rate (High)	Indoor/Outdoor		1000/3200
Net Dimension H x W x D	Indoor	mm	217x953x595
	Outdoor	kg(lbs)	25(55)
Piping Connections (Small / Large)	mm		6.35/15.88
Max Pipe Length (Chargeless)	m		20
Height Difference	m		8
Operation Range	Cooling	°CDB	0~43
	Heating	°CDB	-6~24
Refrigerant			R410A

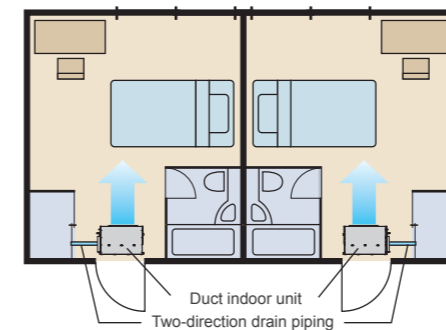
Compact design

Ultra-slim duct air conditioner for easy installation



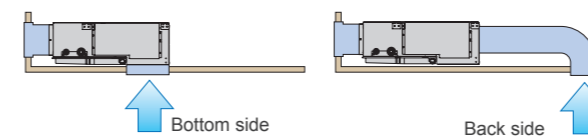
Slim size (217mm) allows installation even where the space behind the ceiling is narrow.

Two-direction drain piping

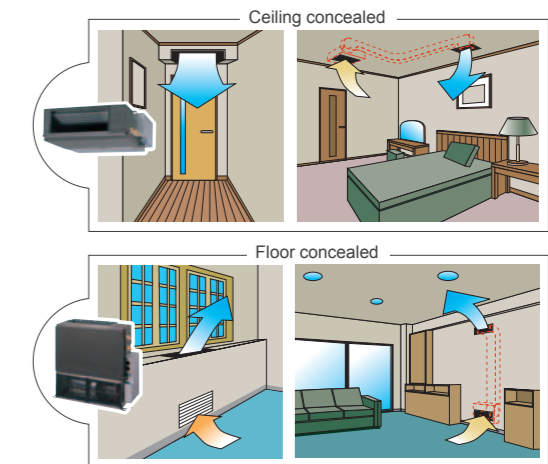


Air-intake

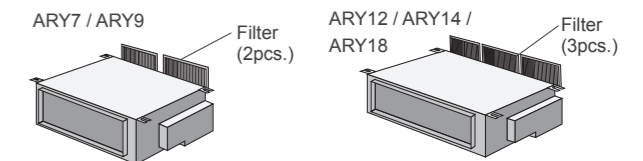
Air intake direction can be selected to match the installation site.



Flexible installation



Filter (Accessory)



Optional parts

Remote Sensor Unit: UTD-RS100 / UTY-XSZX
 IR Receiver Unit: UTY-LRJY1
 Drain Pump Unit: UTZ-PX1BBA

Dimensions Models:

ARY18UU

(Unit : mm)

*Service accessibility must be allowed for when installing the product.
 Please consult the installation manual for the necessary service access size.

