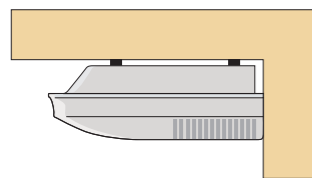


# Ceiling



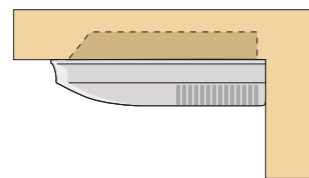
## Installation

Open



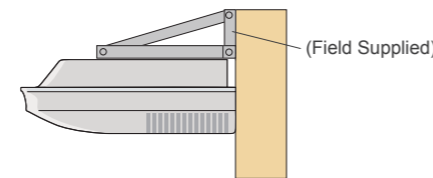
General installation pattern which suspends the indoor unit from the ceiling.

Concealed



Installation pattern where part of the indoor unit is embedded into the ceiling.

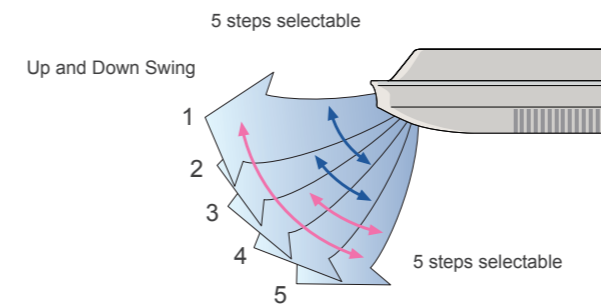
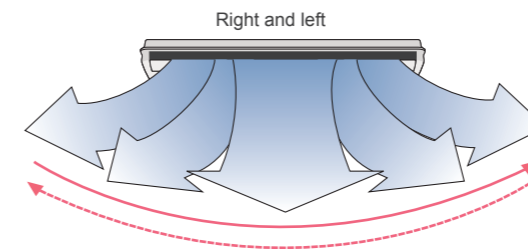
Wall mounted



Installation which fixes the indoor unit to the wall by the use of wall brackets (Field supplied). This type of installation can be used when the ceiling space is insufficient.

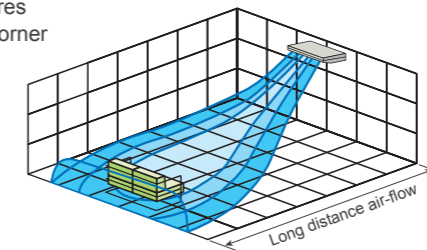
## Double auto swing and wide airflow

Auto airflow direction and auto swing

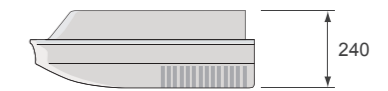


## Long Airflow

Long Airflow ensures comfort to every corner of a large room.

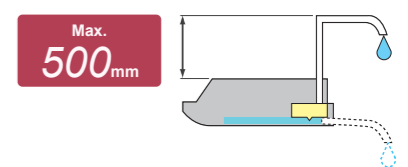


## Slim & Compact design

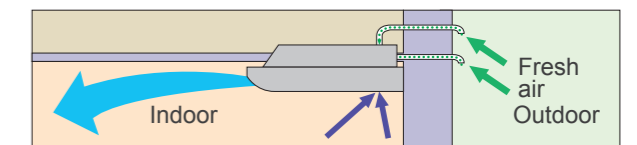


## Condensate lift-up mechanism (Option)

Optional drain lift-up mechanism allows flexible installation.



## Fresh air intake



## Long-life filter

High efficiency long-life filter doubles the life of the filter compared to standard filters.

## Optional parts

Drain Pump Unit: UTR-DPB24T

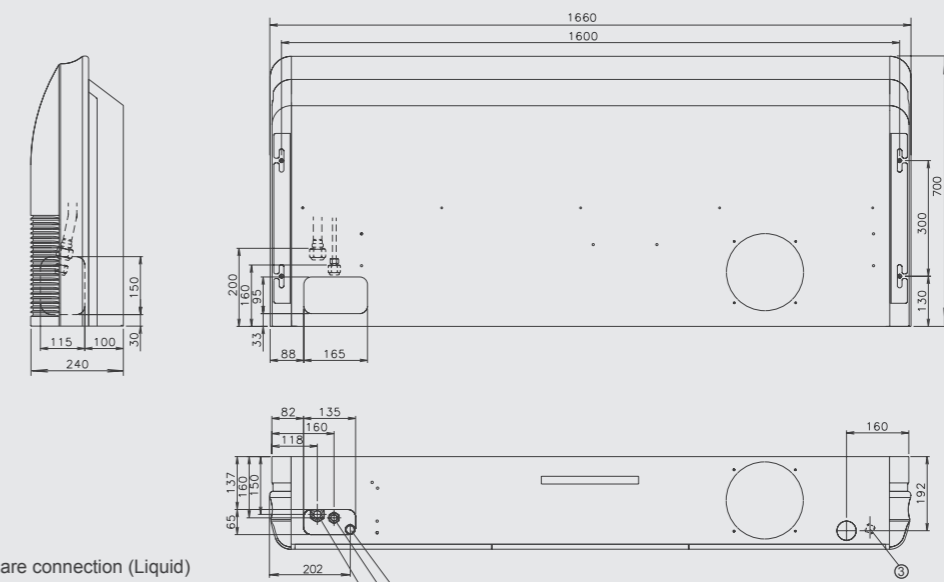
## Specifications

Model No.	Indoor unit		ABY30UB	ABY36UB	ABY45UB	ABY54UB
	Outdoor unit		AOY30UB	AOY36UB	AOY45UB	AOY54UB
Power Source	V/Ø/Hz		230/1/50	400/3/50	400/3/50	400/3/50
Capacity	Cooling	kW	8.40	10.50	12.70	14.50
	Heating	kW	9.50	11.80	14.30	16.50
Input Power	Cooling/Heating		2.95/2.78	3.48/3.45	4.38/4.39	5.16/5.30
EER - Energy Class	Cooling	W/W	2.85-C	3.02-B	2.90	2.81
COP - Energy Class	Heating		3.42-B	3.42-B	3.26	3.11
Running Current	Cooling/Heating		13.6/13.1	5.9/6.2	7.7/7.7	9.5/9.5
Moisture Removal	l/h		3.0	4.0	5.0	6.0
Noise (Indoor)	Cooling	H/M/L	42/39/35	45/42/37	48/46/41	52/50/46
Noise (Outdoor)	Cooling		53	54	54	54
Airflow Rate (High)	Indoor/Outdoor		1450/3300	1660/6100	1850/6100	2200/6300
Net Dimension H x W x D	Indoor	mm	240x1660x700	240x1660x700	240x1660x700	240x1660x700
		kg(lbs)	48(106)	48(106)	48(106)	48(106)
	Outdoor	mm	830x900x330	1165x900x330	1165x900x330	1290x900x330
		kg(lbs)	69(152)	94(207)	113(249)	118(260)
Piping Connections (Small / Large)	mm		9.52/15.88	9.52/15.88	9.52/19.05	9.52/19.05
Max Pipe Length (Chargeless)	m		30	50	50	50
Height Difference			15	30	30	30
Operation Range	Cooling	°CDB	0~43	0~43	0~43	0~43
	Heating		-7~24	-10~24	-10~24	-10~24
Refrigerant			R410A	R410A	R410A	R410A

## Dimensions

Models: ABY30UB / ABY36UB / ABY45UB / ABY54UB

(Unit : mm)



- ① Refrigerant piping flare connection (Liquid)
- ② Refrigerant piping flare connection (Gas)
- ③ Drain piping connection